



MILLENNIUM
FORMS

BOLDNESS THAT INSPIRES. BRILLIANCE THAT ENDURES.



SAVING THE WORLD
FROM BORING
BUILDINGS SINCE 2001



OVERVIEW

You need a building form product that expresses the vision, energy, and purpose of your space – and one that creates an impactful experience. The good news is that you don't have to settle for ordinary. At Millennium Forms, we help you deliver the extraordinary – with vibrant, dimensional, and captivating building forms. In fact, our forms are highly sought after and utilized worldwide because they're built differently, and we're built differently. Our team of Color Masters create one-of-a-kind colors for your building forms that not only look spectacular, but enable your space to provoke an emotional response. Plus, we take the guess work out of bringing your forms to life by ensuring there are minimal parts and pieces, and no complex equipment needed, to complete installation. Bottom line: no matter the specific goals or needs for your custom environment, we partner with you to ensure you can deliver boldness that inspires, and brilliance that endures. Millennium Forms – *Saving the World from Boring Buildings Since 2001.*

OUR VISION

To create a point of pride in every community.

OUR MISSION

We craft vibrant, dimensional, and captivating building forms that create extraordinary experiences.

THE MILLENNIUM FORMS DIFFERENCE

NOT JUST A VENDOR

We partner with your design / build and install teams throughout the process to ensure you know exactly how to leverage our products in your custom environment.

MADE BY ARTISTS

Our team of Color Masters create one-of-a-kind colors for your building forms that not only look spectacular, but enable your space to provoke an emotional response.

EASY TO INSTALL

We take the guesswork out of bringing your forms to life by ensuring there are minimal parts and pieces, and no complex equipment needed, to complete installation.

BE BOLD. BE BRILLIANT.


DO YOU WANT TO MAKE A UNIQUE, DYNAMIC AND ENDURING STATEMENT ON YOUR BUILDING FAÇADE?
MILLENNIUM FORMS IS PROUD TO OFFER BOLD ARCHITECTURAL MATERIALS LIKE NO OTHER – ZALMAG® AND LIC.



LIC is a revolutionary electrochemical process to color stainless steel without the use of dyes or pigments.

Stainless steel is a material renowned for its elegance and durability. At Millennium Forms, we pride ourselves on using only the highest quality 304 and 316 stainless steel, containing 75-85% post-consumer and post-industrial recycled material, and 100% recyclable itself.

Our proprietary LIC process creates a stunning layer on top of stainless steel that behaves like a prism. This creates the changing color that we see on the surface of the metal that is sure to make your building façade truly unique. Whether it's a light or dark shade you're after, our LIC process offers a brilliant range of colors, all of which are influenced by the environment, light, weather, and the angle at which you observe. Experience the beauty and durability of LIC-enhanced stainless steel with Millennium Forms.



Starting with a carbon steel base, the coating is forged from an arduous melding process of zinc, aluminum and magnesium. Not only does ZALMAG® give you one-of-a-kind beauty, but it has incomparable tensile strength and wind load capabilities so your design will last a lifetime.

Above the impressive performance characteristics, architects and visionaries choose ZALMAG® for its unique patina aging process, which provides an extraordinary, ever-changing appearance to add visual interest to any structure.

ZALMAG® is a highly corrosion - resistant, hot dip coated steel that has a coating layer of Zinc, Aluminum, and Magnesium. Additionally, ZALMAG® has superior scratch resistance with unique self-healing characteristics that make it the perfect material for perforating and a great solution for all environments.


COLORING PROCESS

Our Light Interference Color (LIC) process produces variations in color on natural material, EVERY TIME. Each one of our colors is produced in a range, light through dark.

With every color we produce on stainless steel tiles and panels, the appearance will differ due to the base material, finish, even the light available, height, and angle you observe it from. The color you experience is altered by environmental factors and all surrounding materials. Later, when your Submittals are sent for approval, you will see the hue your project-specific material will exhibit.

BRILLIANT ADVANTAGES OF LIC

One brilliant advantage of LIC is that the surface of the material is not affected by UV rays. Nor will it fade, whereas painted, pigmented, or dyed products tend to. The boldest advantage of LIC is the artistic styles that our colors and finishes provide, unlike painted or anodized products. Due to the nature of the LIC process, our products will always have natural variants in color to provide you with an exuberant design.



**DISCLAIMER: Color samples illustrate the color-shifting nature of LIC colors. These samples do not represent exact color options.*

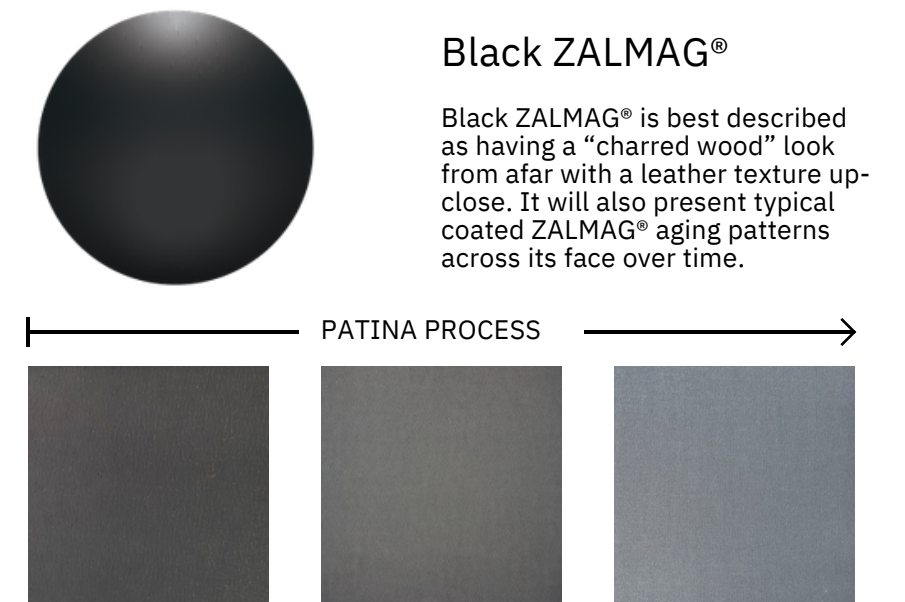
PATINA/AGING PROCESS

The beauty and magic of ZALMAG® is that every application is different. Depending upon the temperature, humidity, and alkalinity of your location, the patina process can start in a few weeks to a few years – adding visual interest and character at every step of the journey. From a polished silver color to an attractive bluish gray, ZALMAG® displays a brilliant transformation on any architectural project.

**DISCLAIMER: Color samples illustrate the color-shifting nature of ZALMAG®. These samples do not represent exact color options.*

FEATURES

- Added silicon in the coating hardens the surface and prevents surface abrasions
- Two times the tensile strength of zinc (at 50,000 PSI)
- 15 times more corrosion resistant than traditional hot-dipped galvanized steel
- Installs at any temperature vs traditional zinc products which cannot be installed below 50 degrees Fahrenheit
- 25-year finish warranty
- 100% recyclable



BRILLIANCE THAT ENDURES

Anodizing Aluminum is an electrochemical process that converts the aluminum base metal into an a more durable anodic oxide finish. Anodizing is accomplished through a similar process to LIC stainless steel using acids and electricity. This process allows a wide range of colors all while maintaining a metallic finish on the metal. Anodized Aluminum can be a great cost-saving alternative to LIC while still being able to use a colored metal wall panel



COLOR AND FINISHES

Anodized Aluminum offers a wide range of color and finish options with minimal variation.

THE CAPTIVATING USE OF PAINTED STEEL OR ALUMINUM

Add visual interest to any building design with architectural metal systems in a range of shades and finishes. Metal wall and roofing colors feature Kynar-based 70% PVDF coatings formulated to resist sun and weather damage, backed by a non-prorated finish warranty.



COLORS, FINISHES, AND SIZES

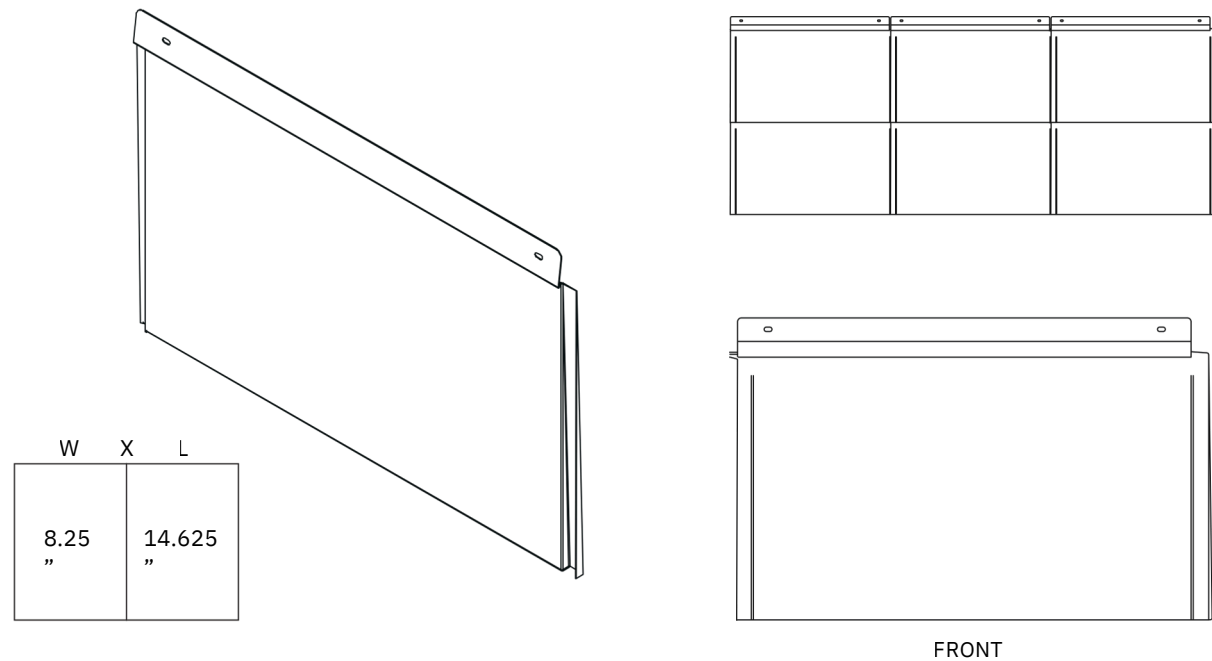
Choose from solid and metallic colors or add organic notes with our sophisticated wood grain and ore finishes. Painted Steel available in 24 ga and Painted Aluminum in 0.032 ga for our Stamped Tiles; Panels Systems range from 0.032 to 0.50 ga.

TILES



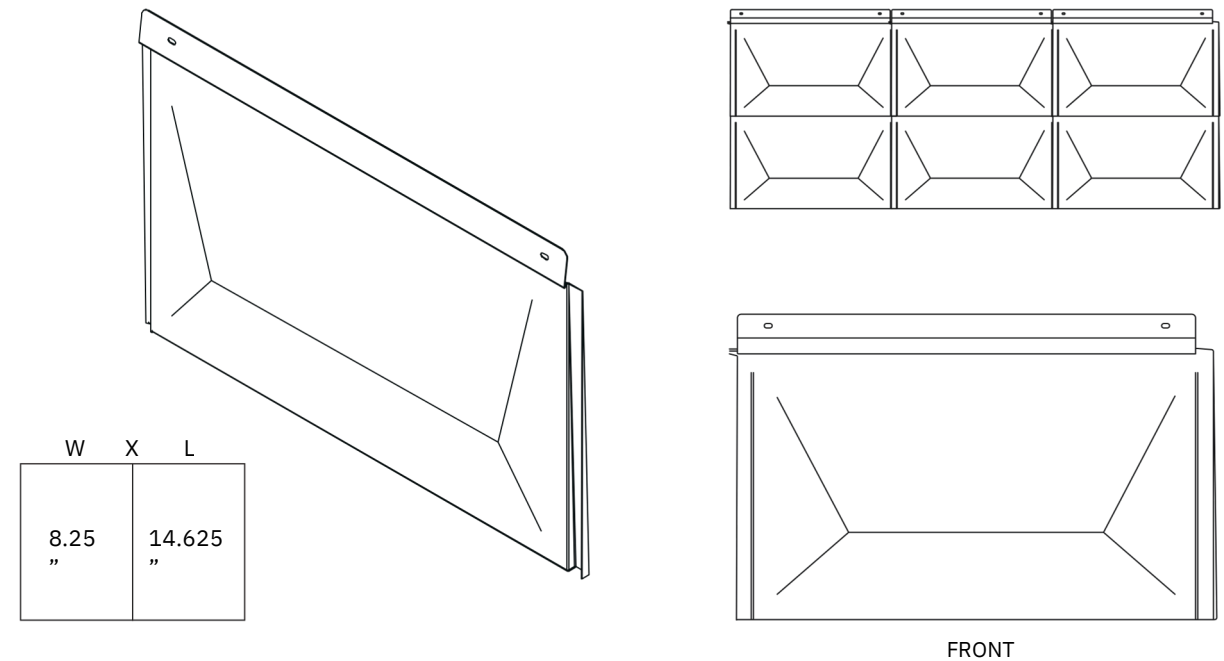
FLAT TILE

Millennium Flat Tiles were introduced as an alternative to conventional wall cladding systems. The Flat Tile has the flexibility to accommodate both modern and traditional themes with a unique interlocking design.




CUPPED TILE

Utilizing the same dimensions as the Flat Tile, the Cupped Tile has an indentation in the center of the tile creating a unique angular shadow effect. The cupped design is ideal for both wall and roof applications allowing the installer to step in the center portion of the tile without damaging the material.

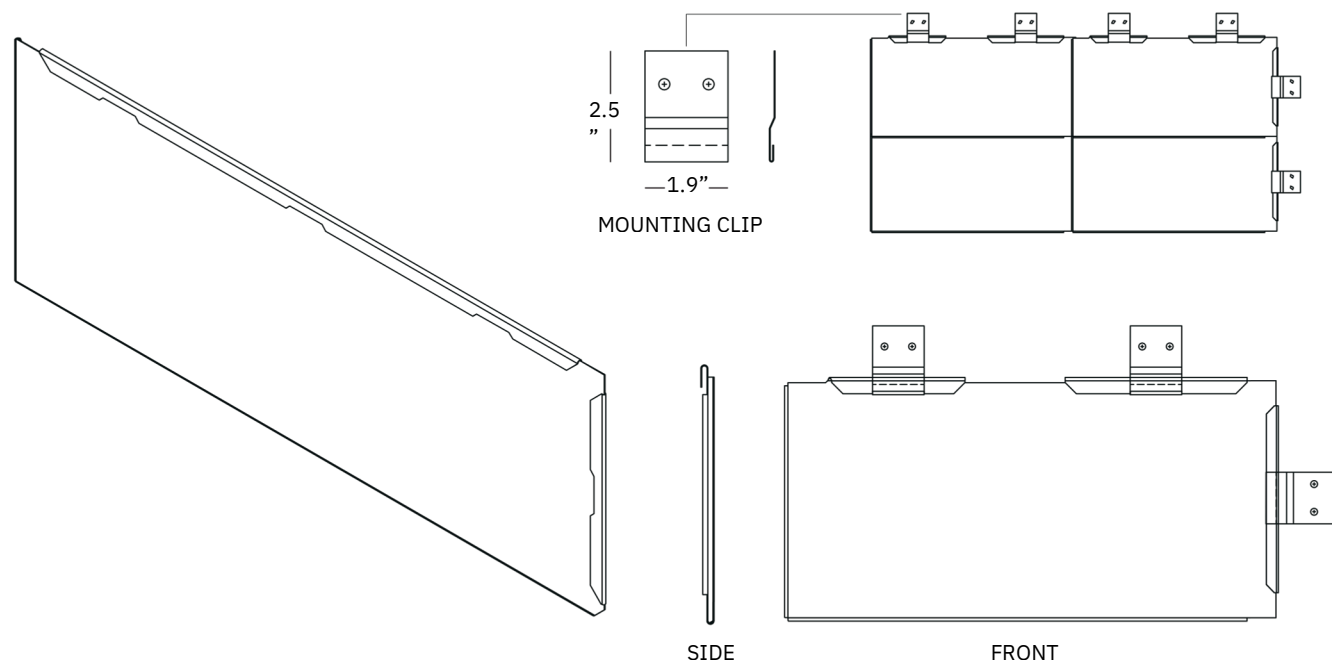


PANELS



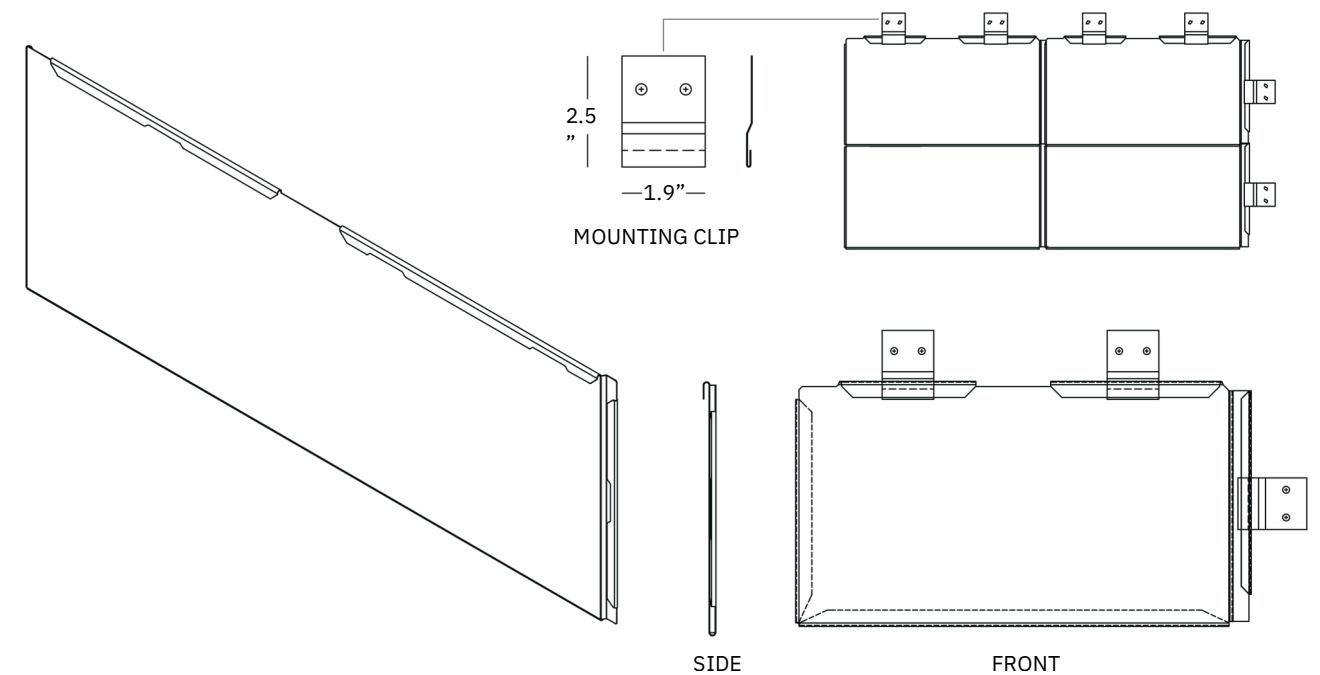
FLAT LOCK PANEL

Flat-Lock Panels are a wall cladding solution designed for a wide range of applications. Comprised of overlapping metal wall panels, they are installed using mounting clips which allow for thermal expansion and contraction over time.




LAY - FLAT PANEL

Unlike traditional Flat-Lock Panels, the Lay-Flat panels feature an offset on the right hem creating a relief joint in the panel. The result is a true lay flat installation unlike any other panel on the market.


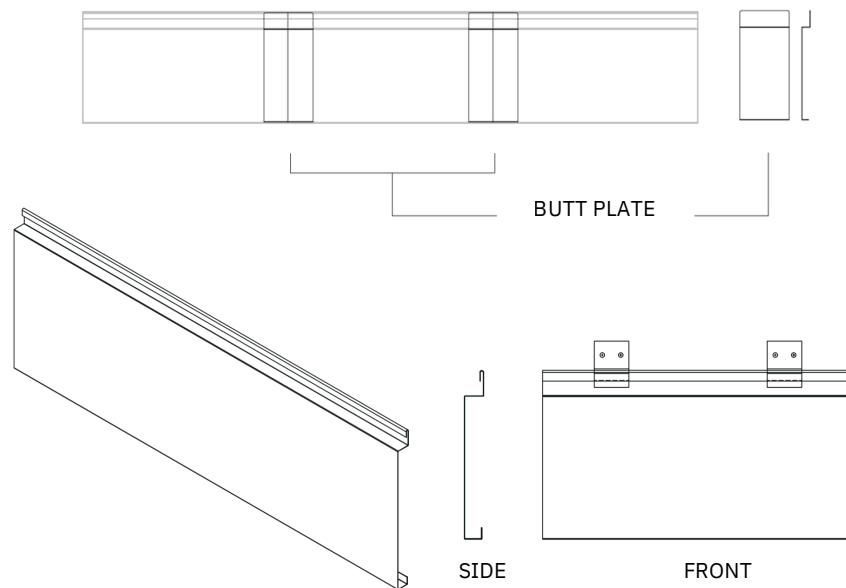


PANELS



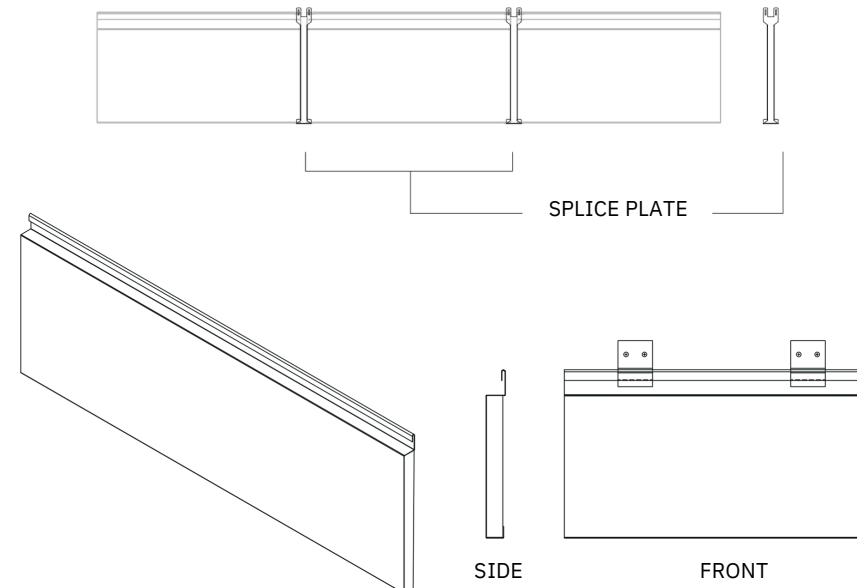
FLUSH REVEAL PANEL (BUTT JOINT)

The profile of the Flush Reveal Panels offers a linear emphasis. Installation using butt plates allows the panels to lay flush against each other with no vertical reveal. Choice of horizontal reveal and face dimensions can be easily adjusted to your needs.



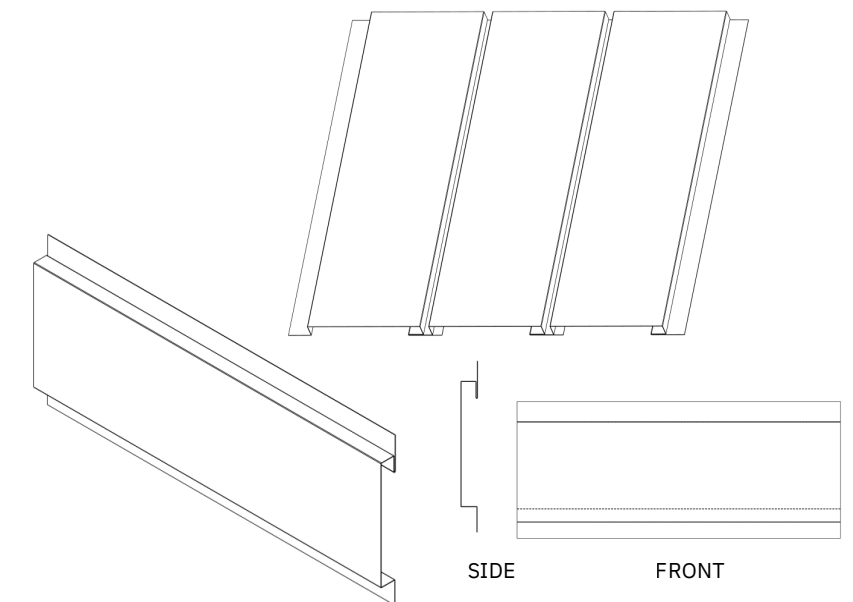
FLUSH REVEAL PANEL (CASSETTE JOINT)

The profile of the Flush Reveal Panels offers a linear emphasis. A vertical and horizontal reveal is achieved using splice plates, exposing the cassette ends on each panel. Choice of reveal and face dimensions can be easily adjusted to your needs.



TONGUE & GROOVE BUTT JOINT PANEL

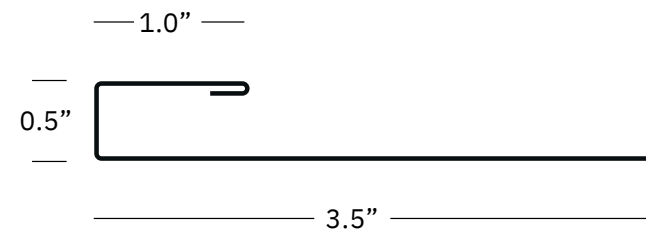
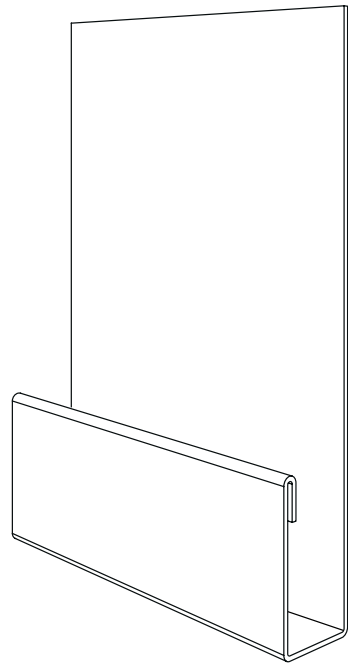
Tongue & Groove panels are an excellent choice for vertical wall and soffit applications where a flush or flat appearance is desired. The built in nailing flange of the Tongue & Groove panels make them the optimal solution for a vertically oriented flush reveal façade.



STANDARD WALL FLASHING

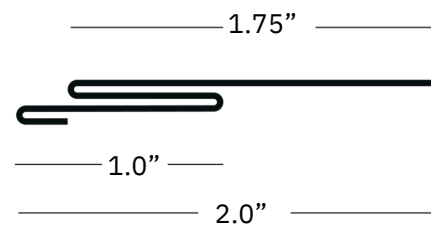

J - CHANNEL

120"L



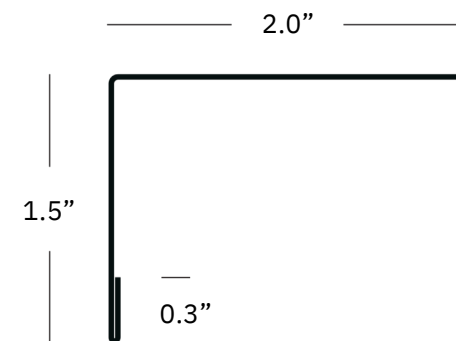
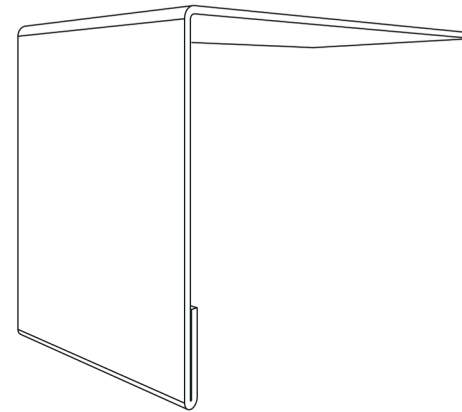
FALSE STARTER

120"L



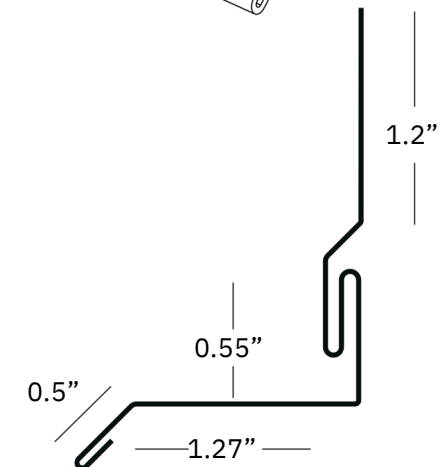
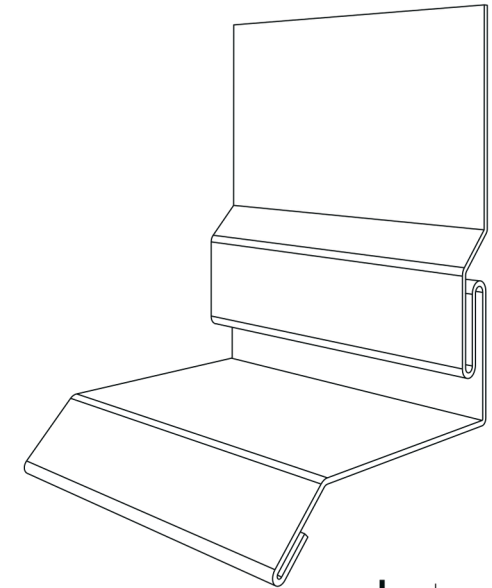
SILL

120"L



WINDOW HEAD

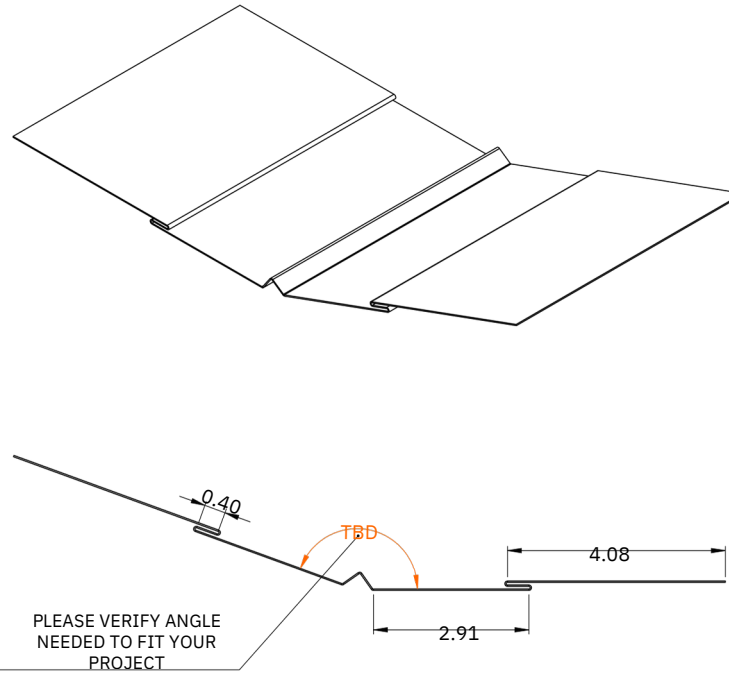
120"L



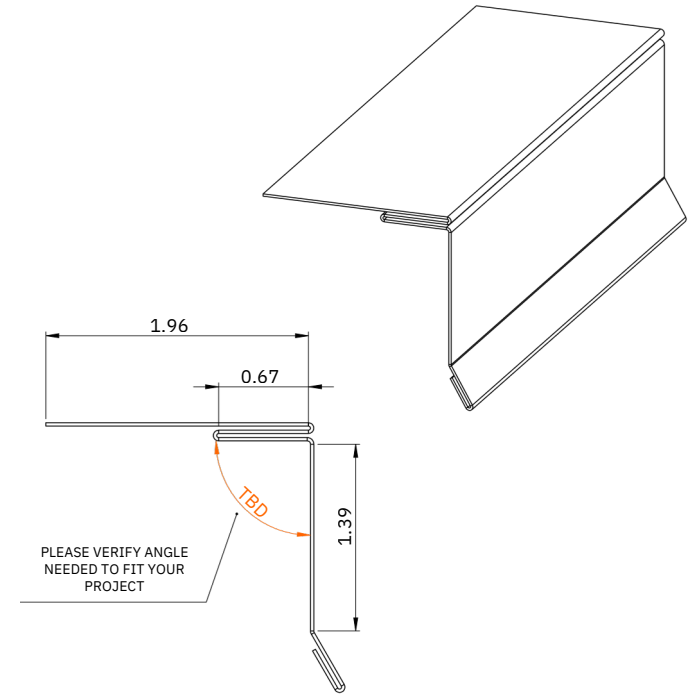
STANDARD ROOF FLASHING



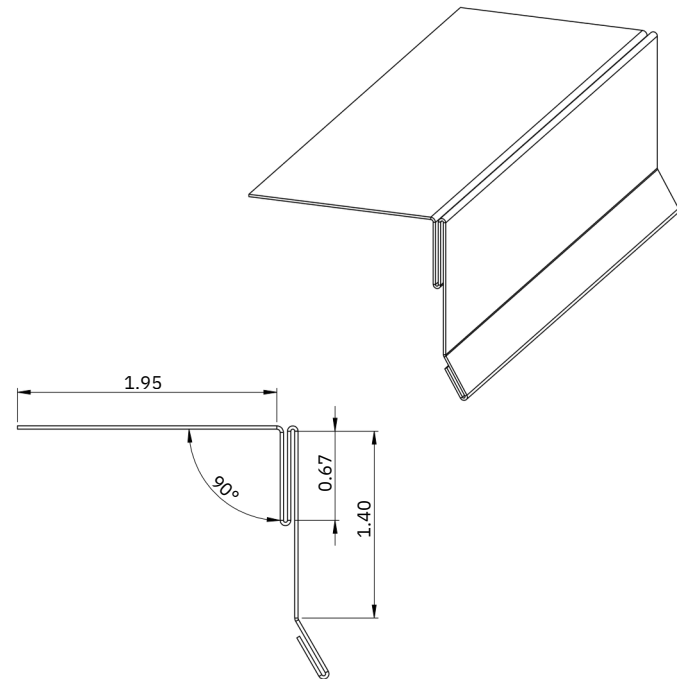
VALLEY



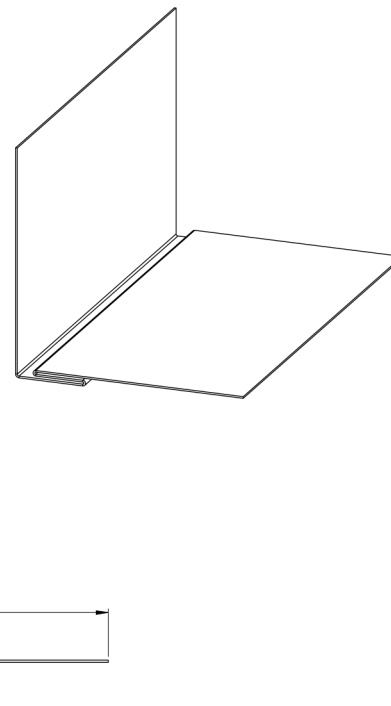
STARTER EAVE



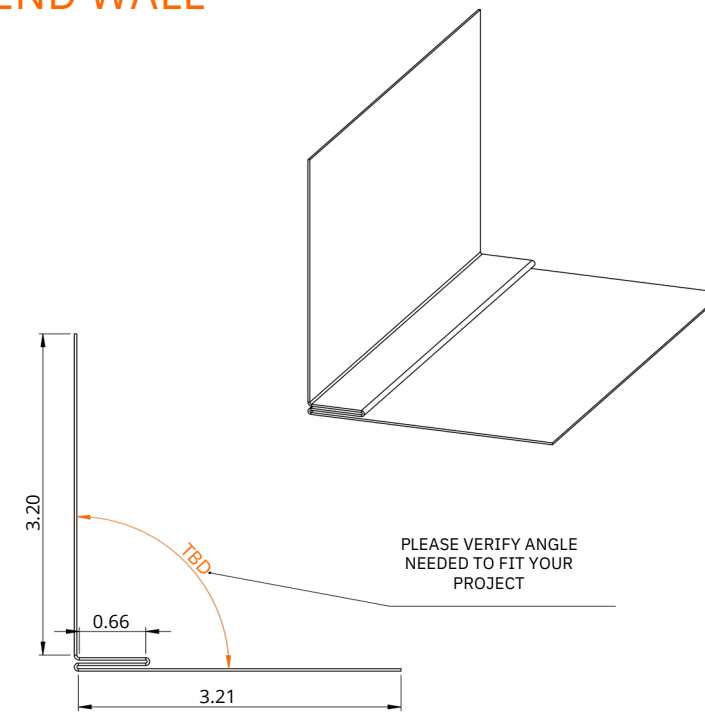
STARTER GABLE



SIDE WALL



END WALL



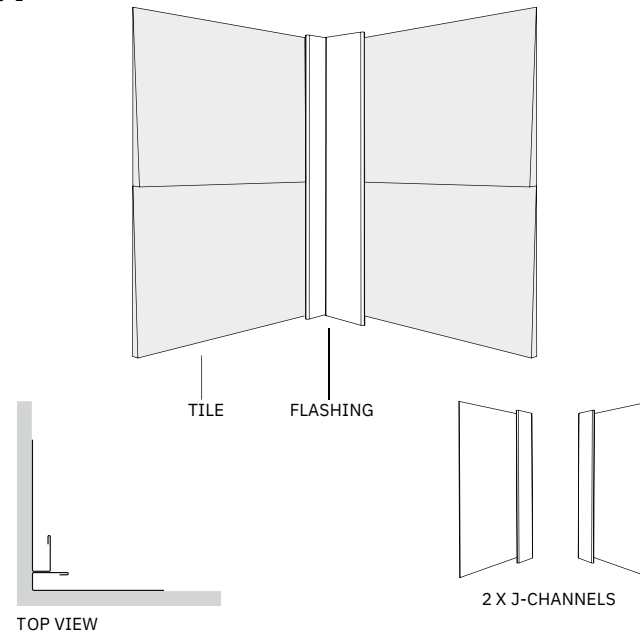
CORNER OPTIONS



INSIDE CORNER FLASHING

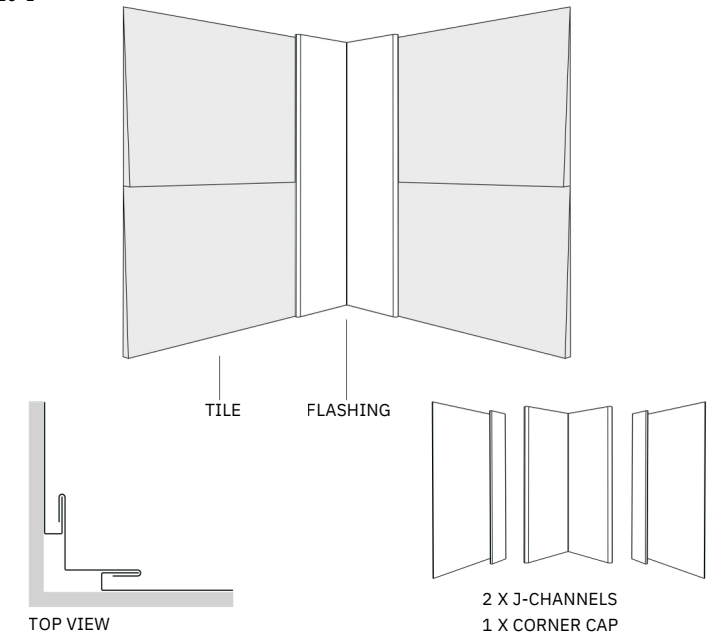
2 - PIECE

120"L



3 - PIECE

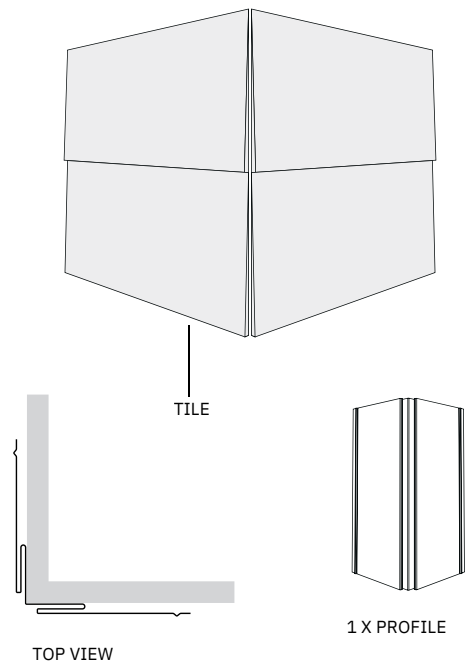
120"L



OUTSIDE CORNER FLASHING

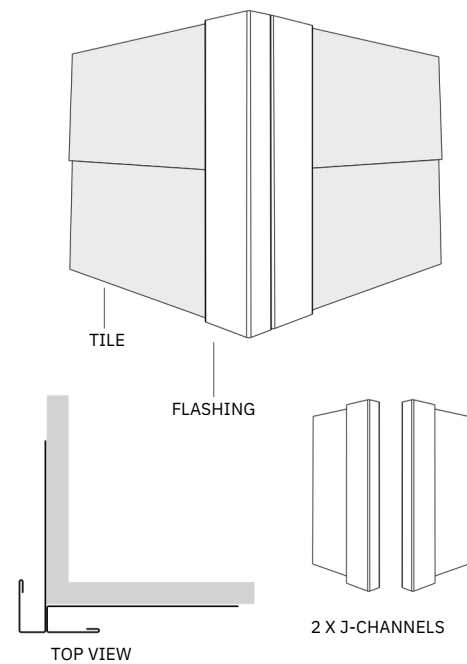
1 - PIECE

120"L



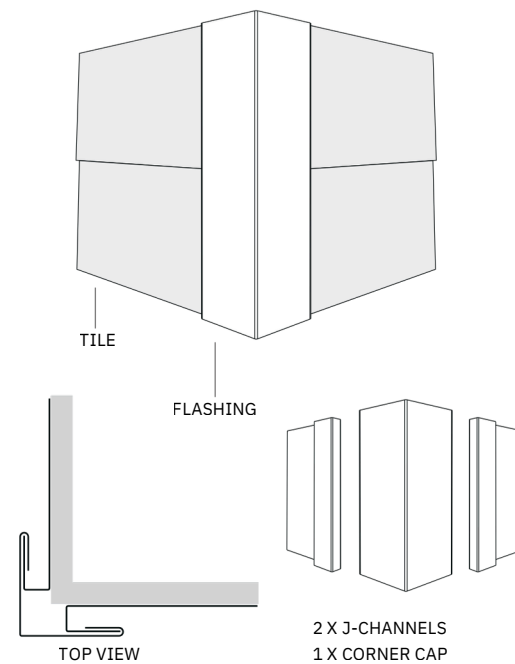
2 - PIECE

120"L



3 - PIECE

120"L



It's all about the finishing touches. We believe a successful project is supported by the execution of its details.

We offer flashing in prefabricated and custom dimensions to give your project a seamless finish.



PRODUCT CHART


MATERIAL	ALLOY	FINISH	COLOR	FORM	GAUGE	TEXTURE
LIC STAINLESS STEEL	304 - 316	MILL BRIGHT #4 POLISH* (CHARCOAL ONLY)	PEWTER BRONZE CHARCOAL* BLUE SLATE BRONZE GOLD BURGUNDY PURPLE BLUE PEACOCK BLUE GREEN	TILE CUPPED FLAT	26	N/A
				PANEL LAY - FLAT FLAT LOCK FLUSH REVEAL (BUTT JOINT) FLUSH REVEAL (CASSETTE JOINT) TONGUE & GROOVE	18 - 24 TONGUE & GROOVE ONLY AVAILABLE IN 24 GA IN STAINLESS AND 22/24 GA IN ZALMAG®	2WL, 2FL, 6WL, 5WL, LINEN, SHARKSKIN, BEAD BLAST
				SHEET 48"W x 120"L		
ZALMAG®	N/A	NATURAL PRE-PATINA II BLACK	N/A	FLASHING MAX 120"L	24	

*Not all textures are available in ALL materials and gauges. Minimum order quantities may apply.

TEXTURES

Textures can be used to enhance your design, whether you want to diffuse light, introduce depth to your façade or reduce finger-printing. Textures are only available in panels or sheets.

**Not all textures available in ALL materials and gauges.
Minimum order quantities may apply.*



LINEN




SHARKSKIN




BEAD BLAST




2FL



2WL



5WL



6WL



MILLENNIUM
FORMS

GET IN TOUCH

Millennium Forms LLC
550 East Centralia Street Elkhorn, WI 53121 U.S.A.

P. 262.723.7778

info@millenniumforms.com

millenniumforms.com

